

# Effects of a thermal excursion on biomass yield and gas exchange traits in *Glycine max*

Hayley Howard and Christopher Bickford  
Kenyon College Department of Biology, Summer 2014

## Introduction

The multi-billion dollar agriculture sector may see a decline in crop yields in the next 50 years under predicted climate change scenarios. Prediction scenarios include the high likelihood that there will be an increase in the frequency and intensity of high temperature thermal excursions in temperate regions (IPCC 2013). Temperature plays a major role in many of the processes underlying photosynthesis. For example, in maize (*Zea mays*), damage to Photosystem II that is reversible under warm conditions becomes irreparable under cold conditions due to an inability to synthesize a protein necessary for repair, reducing photosynthetic efficiency and function (Spence et al 2014). Previous studies have shown small changes in the efficiency of photosynthetic biochemistry can result in large changes at the whole-plant level that impact the amount of biomass produced by the plant (Dohleman and Long 2009; Koester et al 2014).

Soybean (*Glycine max*) is an important crop in the United States, and a greater knowledge of the physiological basis of biomass production and crop yield is critical, especially under predicted climate change conditions. To better understand this interaction, we sought to determine the impact of a single thermal excursion event on key physiological traits and biomass yield in soybean.

## Objectives

- Evaluate the impact of a short term thermal excursion on carbon accumulation in *Glycine max* (soybean) by
  - Quantifying the acute effect of key physiological traits and recovery of those traits through assessment of:
    - Photosynthesis
    - Nocturnal respiration
    - CO<sub>2</sub> response curves
    - Chlorophyll fluorescence
  - Quantifying the effect of a thermal excursion on biomass yield

## Methods

- Two groups of soybeans (15 in treatment group, 16 in control) were grown from seeds (91.2% germination) in growth chambers under the same conditions
  - 14 hour day/10 hour night
  - 25°C day/15°C night
  - 400 ppm CO<sub>2</sub>
  - Ambient light 600  $\mu\text{mol m}^{-2}\text{s}^{-1}$
- After 42 days plants in treatment group were exposed to a thermal excursion for 72 hours
  - 37°C day/30°C night
  - All other parameters are the same
- Before, during, and 1, 3, and 4 days after the thermal excursion the LiCor 6400XT Portable Photosynthesis System was used to measure:
  - Photosynthesis
  - Nighttime respiration
  - Dark adapted Fv/Fm (Fluorescence)
  - CO<sub>2</sub> response curves
- All plants were harvested, dried, and weighed after 46 days of growth to evaluate plant yield in both groups

## Acknowledgements

I would like to thank Dr. Chris Bickford for his support and guidance over the course of this research. This project was funded by the Kenyon College Summer Science Scholars Program.

## Results

### Gas Exchange Response

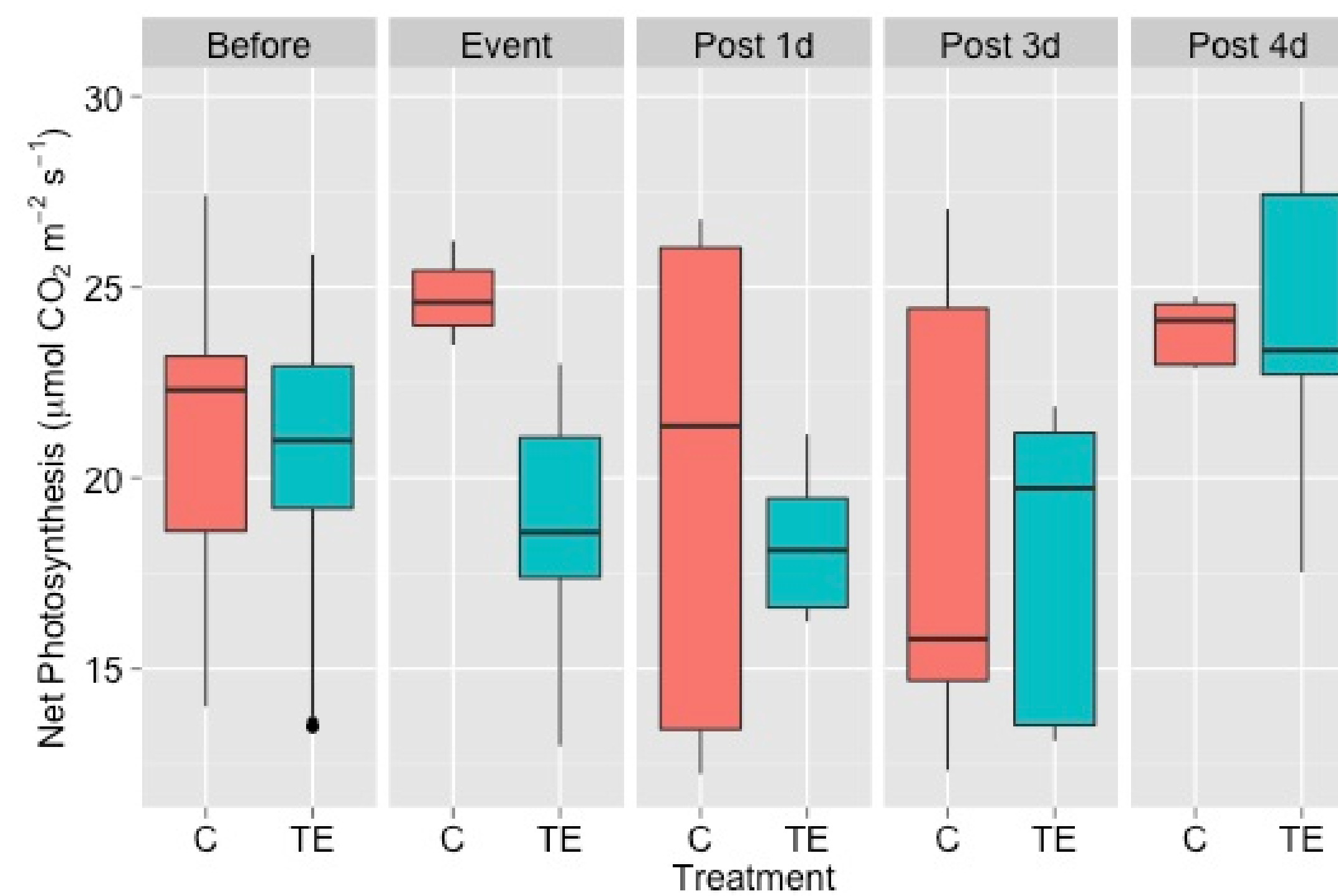


Figure 1. Photosynthesis rates before, during, and after a thermal excursion. Control group rates were significantly higher during the event ( $P < 0.001$ ) and one day ( $P = 0.003$ ) after the thermal excursion. Plants appear to have recovered to control group rates three days following the excursion.

### Stress Response

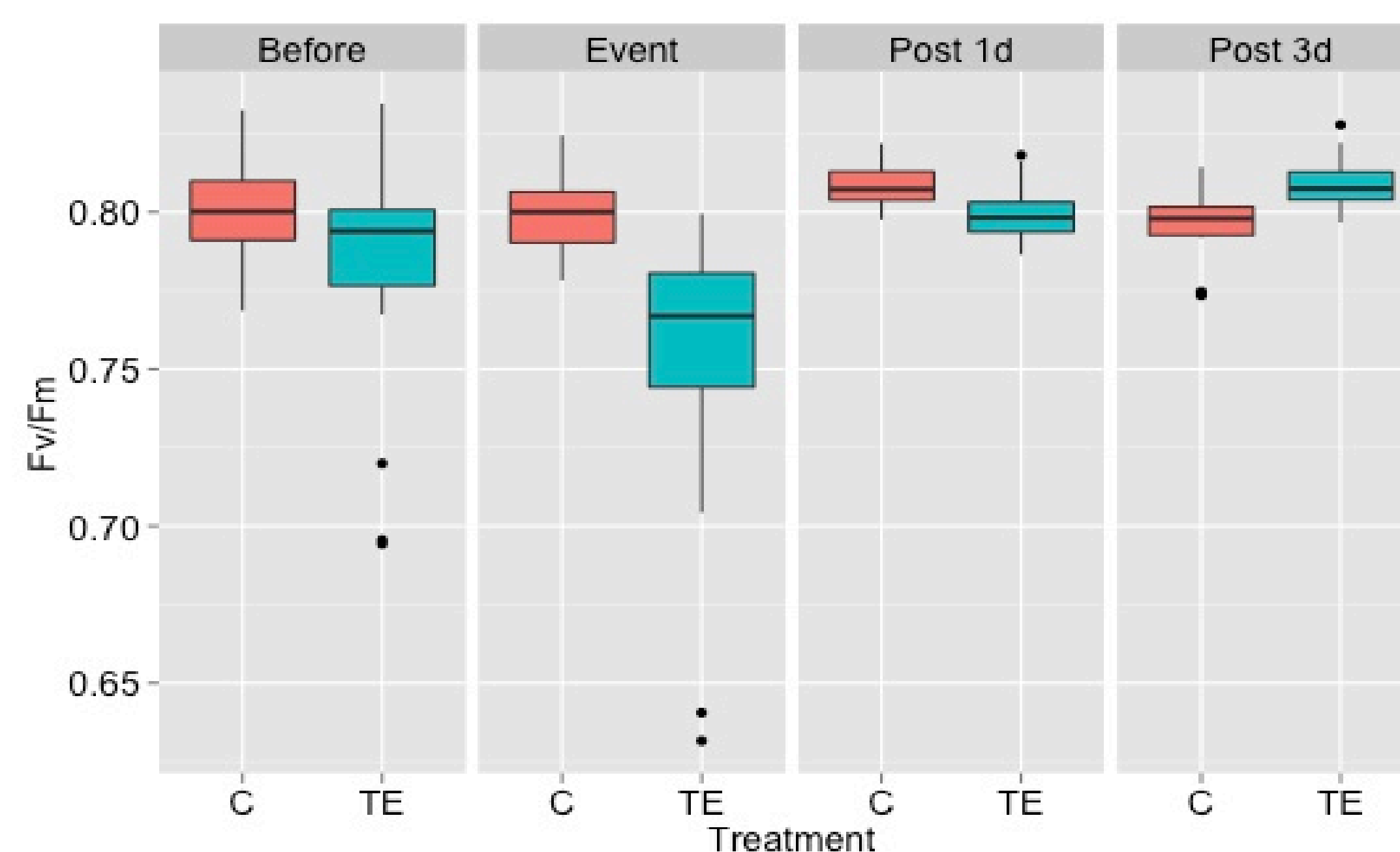


Figure 3. Chlorophyll fluorescence (Fv/Fm) in both groups before, during, and after a thermal excursion. Fluorescence was significantly inhibited during the event ( $P = 0.008$ ).

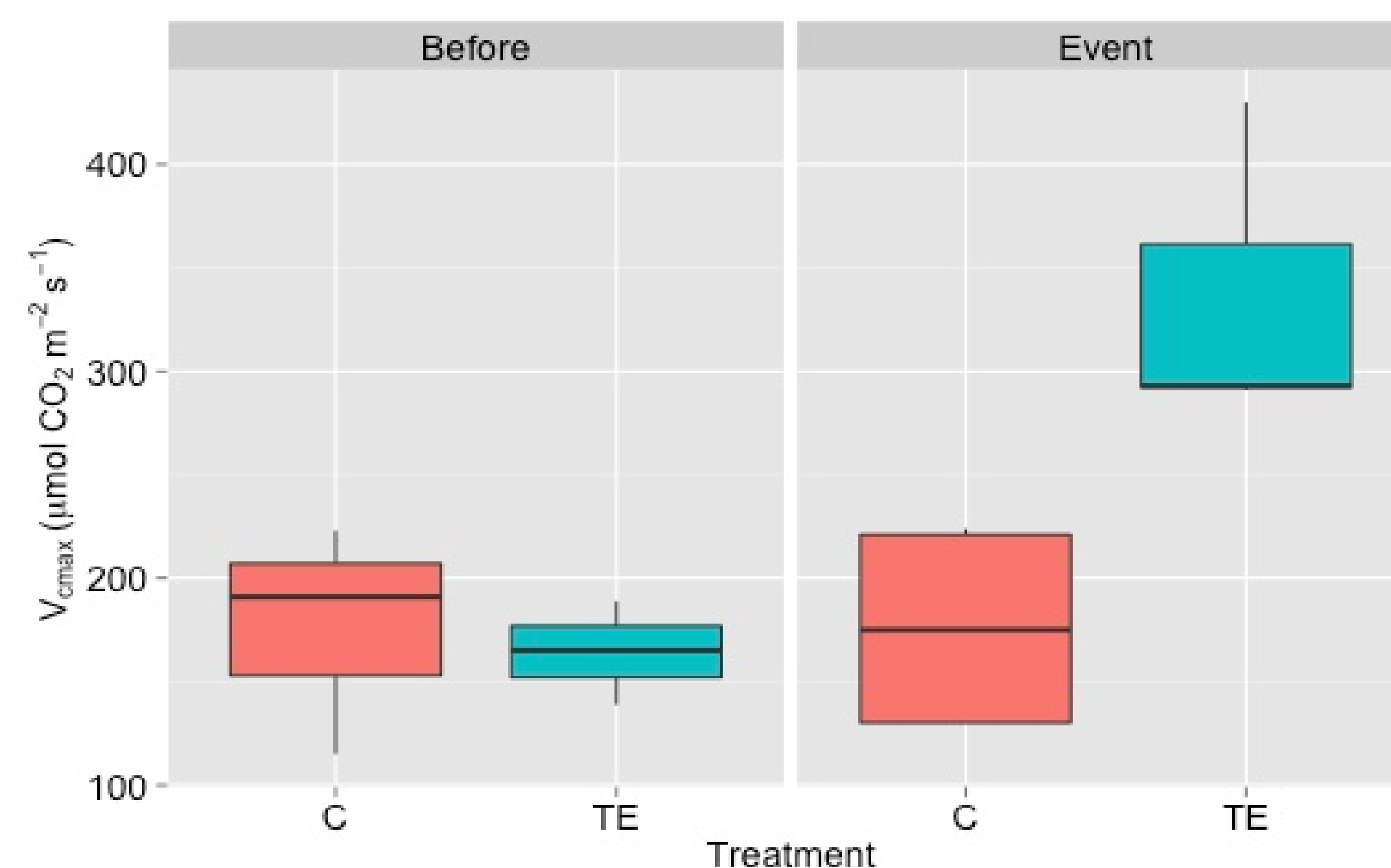


Figure 4. Comparison of  $V_{\text{max}}$  before and during thermal excursion. The treatment group had significantly higher  $V_{\text{max}}$  during the event ( $P = 0.048$ ).

## References

- "2013 State Agriculture Overview-Ohio." *National Agricultural Statistics Service*. 2013.Web. August 7, 2011. [http://www.nass.usda.gov/Statistics\\_by\\_State/Ohio/](http://www.nass.usda.gov/Statistics_by_State/Ohio/).
- Dohleman, Frank G., and Stephen P. Long. "More productive than maize in the Midwest: how does *Miscanthus* do it?" *Plant Physiology* 150.4 (2009): 2104-2115.
- IPCC, 2013: Summary for Policymakers. In: *Climate Change 2013: The Physical Science Basis. Contribution of Working Group I to the Fifth Assessment Report of the Intergovernmental Panel on Climate Change* [Stocker, T.F., D. Qin, G.-K. Plattner, M. Tignor, S. K. Allen, J. Boschung, A. Nauels, Y. Xia, V. Bex and P.M. Midgley (eds.)]. Cambridge University Press, Cambridge, United Kingdom and New York, NY, USA.
- Koester, Robert P., et al. "Historical gains in soybean (*Glycine max* Merr.) seed yield are driven by linear increases in light interception, energy conversion, and partitioning efficiencies." *Journal of experimental botany* (2014): eru187.
- Spence, Ashley K., et al. "Transcriptional responses indicate maintenance of photosynthetic proteins as key to the exceptional chilling tolerance of C4 photosynthesis in *Miscanthus x giganteus*." *Journal of experimental botany* 65.13 (2014): 3737-3747.
- Tans, Pieter, and Ralph Keeling. "Trends in Atmospheric Carbon Dioxide." *Scripps Institution of Oceanography*. July 2014.Web. August 7, 2014. <http://www.esrl.noaa.gov/gmd/ccgg/trends/>.

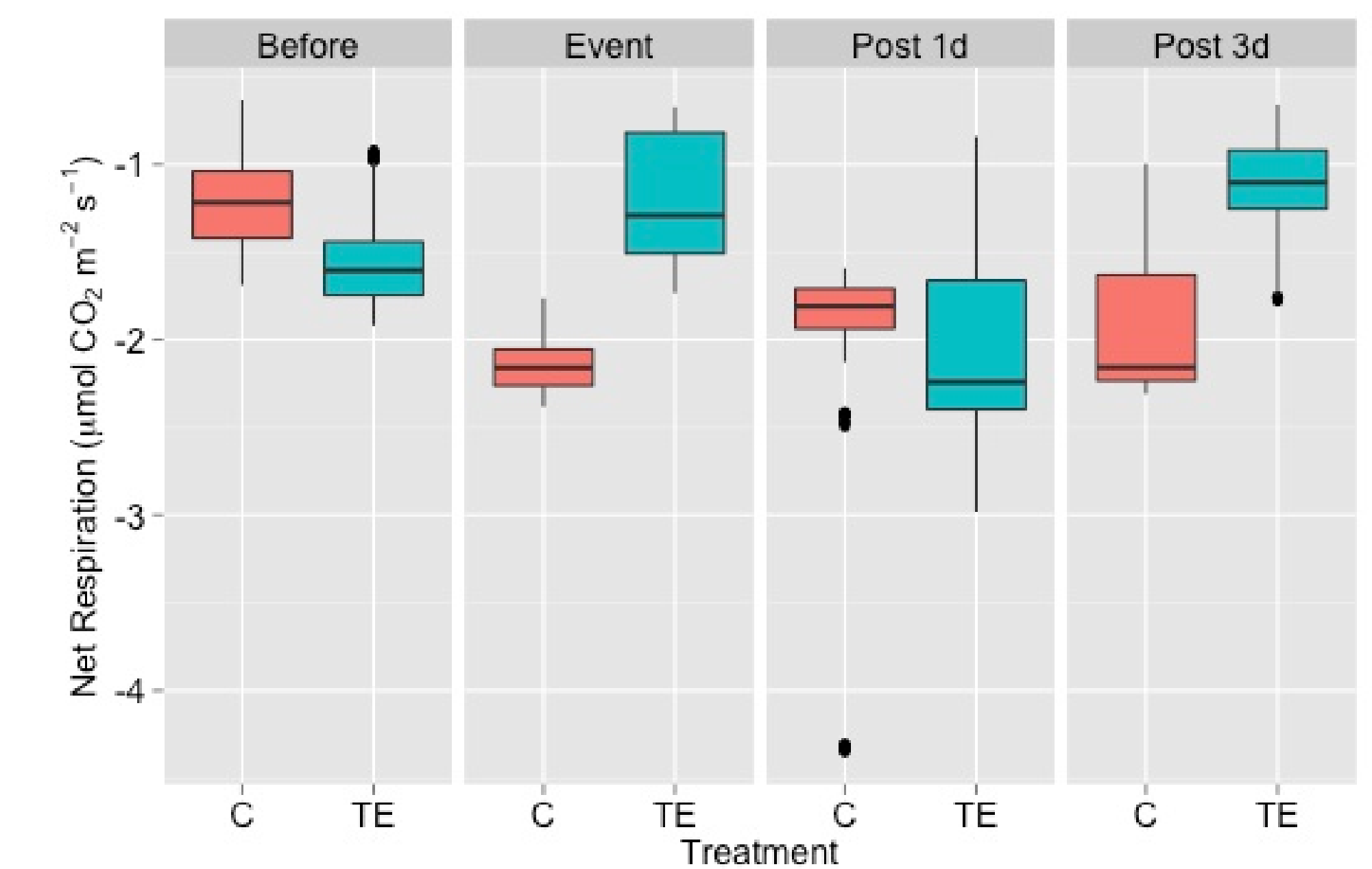


Figure 2. Nocturnal respiration rates before, during, and after a thermal excursion. Rates were significantly higher in the control group during the event ( $P < 0.001$ ) and showed signs of recovery one day after the event.

### Yield Response

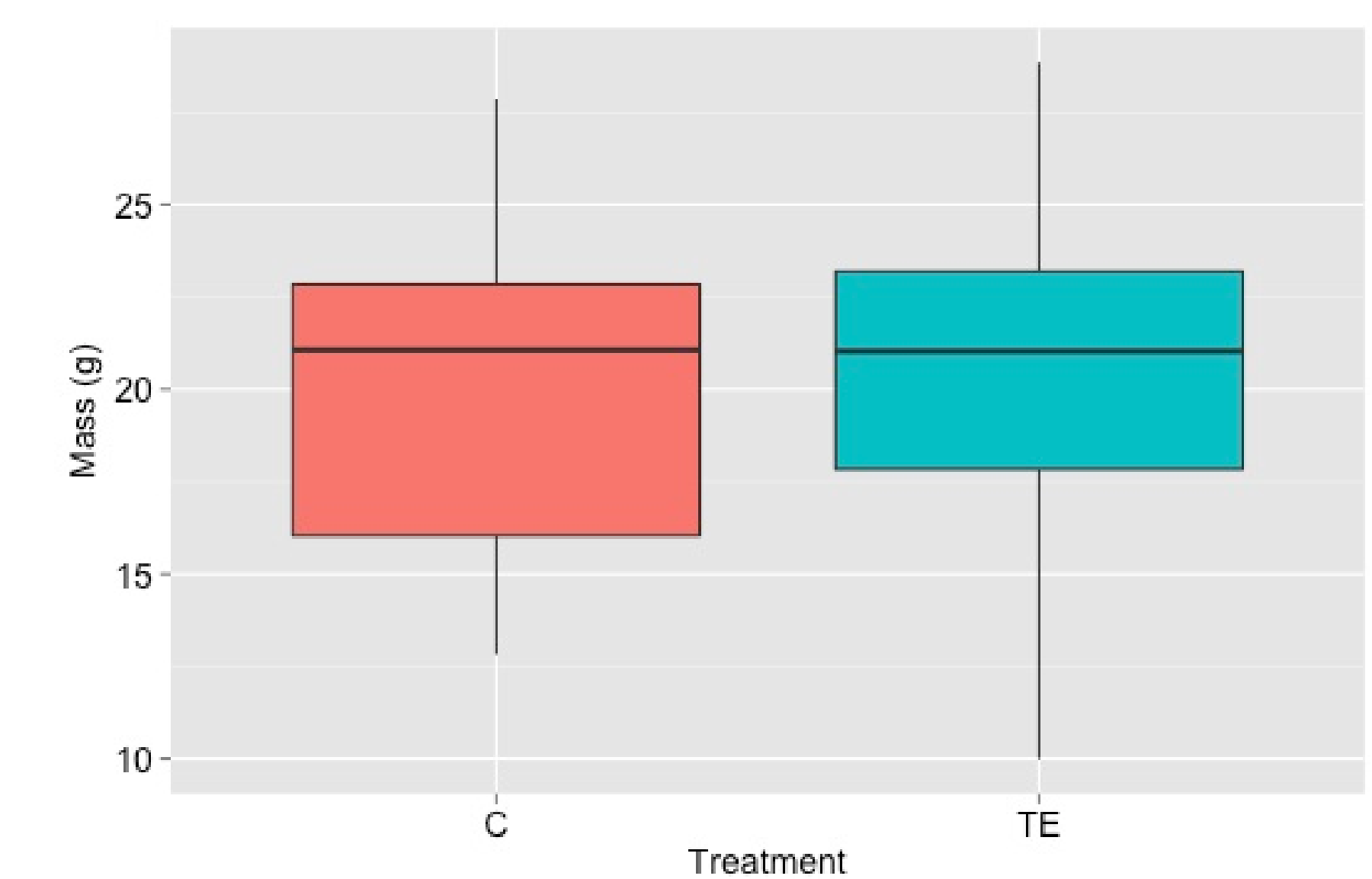


Figure 5. Response of plant biomass produced over the course of 46 days of growth. There was no significant difference between groups ( $P = 0.6$ ).

## Conclusions

- Photosynthesis and respiration rates as well as fluorescence were all negatively impacted by the thermal excursion but recovered within three days.
- During the excursion:
  - The pathways that produce sugars necessary for growth and survival of the plants (photosynthesis) were not functioning normally during the thermal excursion
  - The sugars produced were not being converted into energy for the plant at normal rate (respiration)
- Immediately following the excursion the plants recovered very quickly (within 1-3 days)
- Lack of difference between the yields of the treatment and control groups indicates that the damage done to the biochemical systems was not significant enough to do serious damage to the overall biomass produced by the plant during the study period.

## Implications

- In July 2014, global atmospheric CO<sub>2</sub> levels were measured at 398 ppm, up from 316 ppm in 1960 (Tans and Keeling, 2014)
- Increased atmospheric CO<sub>2</sub> is a main driver of climate change, which is predicted to cause increased frequency and intensity of heat waves (IPCC 2013)
- If these predictions prove to be accurate, there is huge potential for negative impact on crop yields and agriculture
  - Over 4 million acres of soybean were harvested in Ohio in 2013, with a production value of over \$2 billion (2013 State Agriculture Overview-Ohio 2013)
- It is important to understand how agricultural crops such as soybeans may respond to the stressful conditions associated with climate change
- This study indicates that short term, single thermal excursions may not cause significant alteration to the accumulation of carbon in plant tissues.